


# Stop guide

Next services information

Visit [transportnsw.info](http://transportnsw.info) or scan this QR code for next services information



## Transport connections

**L** L1 Dulwich Hill Line service frequency:  
**Monday to Friday:**  
 5am to 6am - 15 minutes  
 6am to 7am - 10 minutes  
 7am to 10am - 6 minutes  
 10am to 3pm - 10 minutes  
 3pm to 7pm - 6 minutes  
 7pm to 9pm - 15 minutes  
 (10 minutes on Friday)  
 9pm to 1am - 15 minutes  
**Saturday, Sunday and Public Holidays:**  
 5am to 9am - 15 minutes  
 9am to 7pm - 10 minutes  
 7pm to 9pm - 10 minutes  
 (Saturday)  
 7pm to 9pm - 15 minutes  
 (Sunday, Public Holidays)  
 9pm to 1am - 15 minutes

**B** Bus services depart from:  
 Bus stop 204032 towards Campsie  
 Bus stop 204042 towards Balmain  
 For more details and of services from other bus stops nearby, visit [transportnsw.info](http://transportnsw.info)

Kiss and ride bays are located on Hawthorne Pde and Darley Rd.

Bike parking spaces are located in this area. For locations refer to the Local area map below.

## Customer assistance

**Emergency HELP** Emergency Help Points link directly to staff who can assist you. Penalties may apply for misuse of Emergency Help Points.

This stop is equipped with hearing loops below the shelter canopy. Use a T-Switch hearing aid to more easily hear customer announcements.

To report lost items visit [transportnsw.info](http://transportnsw.info) or call 02 8584 5288. Monday to Friday 09:00 to 17:00 (excluding public holidays). For hearing or speech impairments, please contact the National Relay Service on 133 677 or visit [relayservice.gov.au](http://relayservice.gov.au)

## Tickets

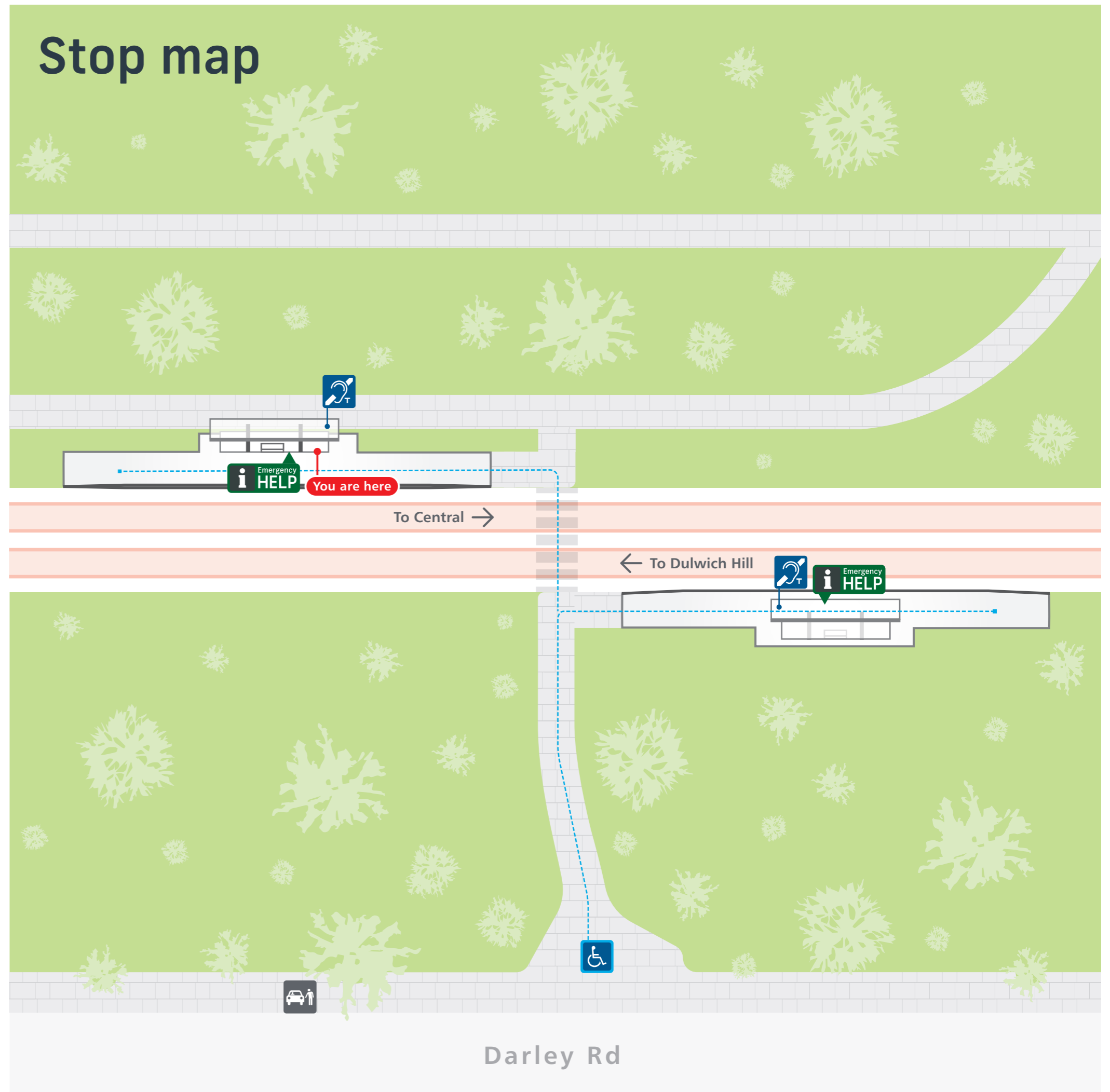
For light rail services, you can use an Opal card, a contactless credit or debit card or a linked device to pay for travel by tapping on and tapping off at the Opal readers on each platform.

Plan ahead and top up or purchase your Opal card online or from an Opal retailer. Visit [transportnsw.info](http://transportnsw.info) for more information.

Tap on and tap off, every time. Remember to both tap on and tap off to avoid a fine of up to \$550.00.

## Destinations

- Hawthorne Canal Reserve
- The Greenway



## Sydney light rail network

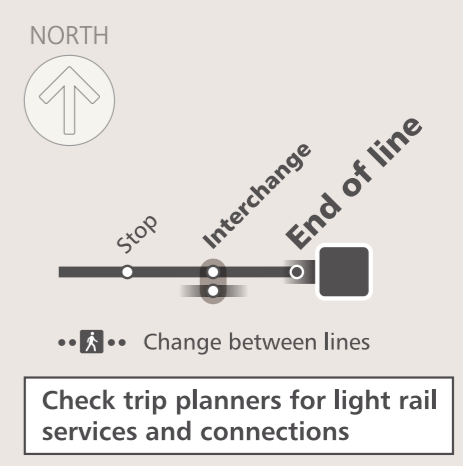
**L** Light Rail

### Sydney light rail lines

**L1** Dulwich Hill Line  
 Dulwich Hill  
 Central

**L2** Randwick Line  
 Circular Quay  
 Randwick

**L3** Kingsford Line  
 Circular Quay  
 Juniors Kingsford



Copyright © 2020 Transport for NSW